

NUTRIENT MANAGEMENT FOR VINEYARDS



LEAF EXTRACT ANALYSIS

WWW.APICAL-AG.COM

503-479-8407

INFO@APICAL-AG.COM



Leaf Extract Analysis TM

NAME	*** Winery
SAMPLE DATE	8/2/2018
FIELD ID	
BLOCK	5

SAMPLE #	5398-99
CROP	Wine Grapes
CULTIVAR	Pinot Noir
GROWTH STAGE	
HEALTH OF CROP	
PEST/DISEASE NOTES	
GENERAL NOTES	Low: Brix, pH, Ca, Fe, Mn, High Al

ANALYTE	%	GRADIENT (PPM)	% DIFFERENCE
---------	---	----------------	--------------

PRIMARY INDICATORS			
pH New	4.5	0.1	2%
pH Old	4.4	-0.1	-2%
Digital Brix New	9.8	1.7	17%
Digital Brix Old	8.1	-1.7	-21%

MAJOR CATIONS	PPM	GRADIENT (PPM)	% DIFFERENCE
NH4-Ammonium New	181.00	-34	-19%
NH4-Ammonium Old	215.00	34	16%
K-Potassium New	252.69	-143.06	-57%
K-Potassium Old	395.75	143.06	36%

MAJOR ANIONS	PPM	GRADIENT (PPM)	% DIFFERENCE
NO3-Nitrate New	130.50	-79.5	-61%
NO3-Nitrate Old	210.00	79.5	38%
P-Phosphorous New	338.70	-87.32	-26%
P-Phosphorous Old	426.02	87.32	20%

SECONDARY ANIONS	PPM	GRADIENT (PPM)	% DIFFERENCE
S-Sulfur New	307.24	-347.02	-113%
S-Sulfur Old	654.26	347.02	53%
Cl-Chloride New	454.00	151	33%
Cl-Chloride Old	303.00	-151	-50%
Si-Silicon New	130.30	4.41	3%
Si-Silicon Old	125.89	-4.41	-4%

MINOR CATIONS	PPM	GRADIENT (PPM)	% DIFFERENCE
Fe-Iron New	61.48	-23.07	-38%
Fe-Iron Old	84.55	23.07	27%
Mn-Manganese New	29.64	-143.23	-483%
Mn-Manganese Old	172.87	143.23	83%
Zn-Zinc New	7.36	0.38	5%
Zn-Zinc Old	6.98	-0.38	-5%
Cu-Copper New	3.99	0.97	24%
Cu-Copper Old	3.02	-0.97	-32%

MINOR ANIONS	PPM	GRADIENT (PPM)	% DIFFERENCE
I-Iodine New	0.10	-0.1	-100%
I-Iodine Old	0.20	0.1	50%
B-Boron New	5.15	2.99	58%
B-Boron Old	2.16	-2.99	-138%
Mo-Molybdenum New	0.43	-0.03	-7%
Mo-Molybdenum Old	0.46	0.03	7%
Al-Aluminum New	30.03	2.77	9%
Al-Aluminum Old	27.26	-2.77	-10%

NEW LEAF / OLD LEAF RATIOS (% DIFFERENCE)

K New/Old	Mg New/Old	Ca New/Old	Na New/Old
100%	100%	100%	100%

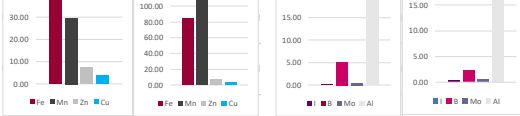

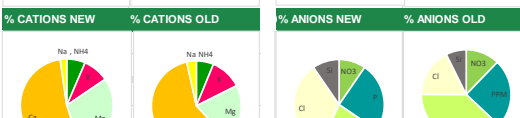
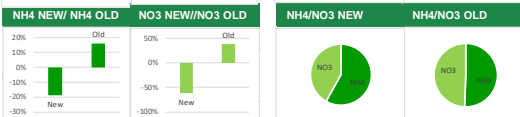
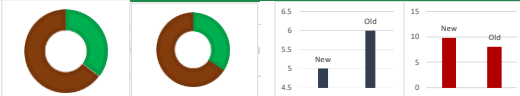
Fe New/Old	Mn New/Old	Zn New/Old	Cu New/Old
100%	100%	100%	100%

NEW LEAF / OLD LEAF RATIOS (% DIFFERENCE)

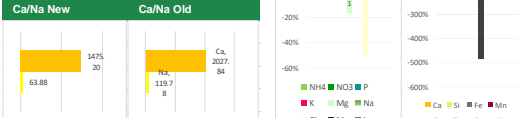
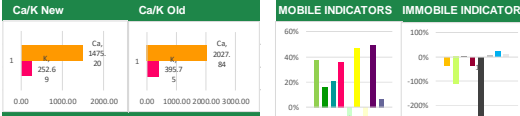
P New/Old	S New/Old	Cl New/Old	Si New/Old
100%	100%	100%	100%

I New/Old	B New/Old	Mo New/Old	Al New/Old
100%	100%	100%	100%

PH NEW PH OLD CONDUCTIVITY BRUX



CALCIUM RATIOS LIMITING INDICATORS



MOBILE INDICATORS IMMOBILE INDICATORS

